

Installation Manual

FPP5800 / FPP5500

Protective Screen

Important


Please read the safety information and all information delivered with the product carefully to familiarize yourself with safe and effective usage.





Legal information

Warning notice system

This manual contains notices you have to observe in order to ensure your personal safety, as well as to prevent damage to property. The notices referring to your personal safety are highlighted in the manual by a safety alert symbol, notices referring only to property damage have no safety alert symbol. These notices shown below are graded according to the degree of danger.

| |
|--|
|  DANGER |
| indicates that death or severe personal injury will result if proper precautions are not taken. |

| |
|---|
|  WARNING |
| indicates that death or severe personal injury may result if proper precautions are not taken. |

| |
|--|
|  CAUTION |
| indicates that minor personal injury can result if proper precautions are not taken. |


| |
|--|
| NOTICE |
| indicates that material damage can result if proper precautions are not taken. |

If more than one degree of danger is present, the warning notice representing the highest degree of danger will be used. A notice warning of injury to persons with a safety alert symbol may also include a warning relating to property damage.

Qualified personnel

The product/system described in this documentation may be operated only by **personnel qualified** for the specific task in accordance with the relevant documentation, in particular its warning notices and safety instructions. Qualified personnel are those who, based on their training and experience, are capable of identifying risks and avoiding potential hazards when working with these products/systems.

Use of EIZO products

| |
|--|
|  WARNING |
| EIZO products may only be used for the applications described in the catalog and in the relevant technical documentation. If products and components from other manufacturers are used, these must be recommended or approved by EIZO. Proper transport, storage, installation, assembly, commissioning, operation and maintenance are required to ensure that the products operate safely and without any problems. The permissible ambient conditions must be complied with. The information in the relevant documentation must be observed. |

Trademarks

All names identified by ® are registered trademarks of their respective owners. Please refer to the trademarks listed in the appendix. The remaining trademarks in this publication may be trademarks whose use by third parties for their own purposes could violate the rights of the owner.

Disclaimer of liability

We have reviewed the contents of this publication to ensure consistency with the hardware and software described. Since variance cannot be precluded entirely, we cannot guarantee full consistency. However, the information in this publication is reviewed regularly and any necessary corrections are included in subsequent editions.

Table of contents

| | |
|--|-----------|
| Legal information | 2 |
| 1 Introduction | 4 |
| 1.1 Contents of this documentation | 4 |
| 1.2 User | 4 |
| 2 Safety information | 5 |
| 2.1 General safety instructions | 5 |
| 2.2 Product specific safety notes | 5 |
| 3 Description | 6 |
| 3.1 Scope of delivery | 6 |
| 3.2 Area of application | 7 |
| 3.3 Important features..... | 7 |
| 4 Setup and installation | 8 |
| 4.1 Site..... | 8 |
| 4.2 Mounting | 9 |
| 5 Cleaning and maintenance | 12 |
| 5.1 Cleaning..... | 12 |
| 6 Technical specifications | 13 |
| 6.1 Optical characteristics..... | 13 |
| 6.2 Durability..... | 13 |
| 6.3 Mechanical design | 13 |
| 6.4 Climatic conditions | 14 |
| 6.5 Mechanical requirements..... | 14 |
| 7 Dimension drawings | 15 |
| 7.1 Dimensions FPP5800 | 15 |
| 7.2 Dimensions FPP5500 | 15 |
| 8 Appendix | 16 |
| 8.1 Warranty | 16 |
| 8.2 Repairs | 16 |
| 8.3 Environmental protection | 16 |
| 8.4 China RoHS (Restriction of Hazardous Substances) | 17 |
| 8.5 Contact | 18 |
| 8.6 Trademarks..... | 18 |
| Index | 19 |

1 Introduction

1.1 Contents of this documentation

This document explains the functionality and the approved application of the products Protective Screen FPP5800 and Protective Screen FPP5500.

To ensure clarity, it does not contain all detailed information on these products.

The contents of this document are neither part of a previous or existing agreement, commitment or legal relationship, nor does it modify such.

| |
|--|
| Note |
| This documentation is available in electronic format. It can be downloaded from the www.eizoglobal.com web site. |

1.2 User

Service/service personnel

The terms "service" or "service personnel" denote specially trained and authorized personnel, e.g. hospital technicians, medical device manufacturers.

2 Safety information

2.1 General safety instructions

Correct and safe operation of EIZO products assumes professional transport, storage, installation, and connection, as well as careful operation and service.

Follow the general safety instructions in the instructions for use of the compatible monitor.

2.2 Product specific safety notes

 **CAUTION**

- The protective screen is made of glass, handle it with care.
- Wear appropriate protection to prevent injuries should the protective screen fall or tip over.

3 Description

3.1 Scope of delivery

The scope of delivery includes the protective screen and various components. After unpacking, check the scope of delivery for correctness and completeness.

Protective screen

The protective screen is designed for mounting on the front frame of the supported monitor models.

| Product | Order No. |
|---------------------------|------------------|
| Protective Screen FPP5800 | 6GF62008AA010AA0 |
| Protective Screen FPP5500 | 6GF62008BA010AA0 |

Various components

The following components are included in the scope of delivery:

- Four screws M4 x 12
- One warning sticker
- Documentation

3.2 Area of application

Only service personnel should install or remove the protective screen.

The protective screen is used to prevent mechanical damage of the LCD-panel on the supported monitor models (see table).

| Note |
|--|
| <ul style="list-style-type: none">• The installation of the protective screen reduces the brightness of the monitor by approximately 7 %.• This value has to be taken into account if the monitor will be recalibrated.• Recalibration to higher brightness values decreases the life time of the monitor. |

Supported monitor models

| RadiForce LS560W | RadiForce LS580W | Raptor RP5824 | DSC 5608-DC | DSC 5515-DC |
|--|---|---------------|--------------|-------------------------|
| compatible with FPP5800 | | | | compatible with FPP5500 |
| <ul style="list-style-type: none">• 6GF62008AA01• 6GF62008AA02• 6GF62008AA03 | <ul style="list-style-type: none">• 6GF62008AB00• 6GF62008AB01• 6GF62008AB03• 6GF62008AB04 | 6GF62008AB05 | 6GF62008AA00 | 6GF62008BA00 |

3.3 Important features

Optical properties

The glass of the protective screen is antireflective coated to avoid reflections on the monitor screen.

The glass has high translucence for high brightness.

Mechanical properties

The frame of the protective screen is designed to be mounted directly to the supported monitor without removing the front frame of the monitor.

4 Setup and installation

CAUTION

Changes to the monitor or protective screen

Do not make any mechanical or electrical changes to the monitor or protective screen other than those presented in the respective manual.

EIZO GmbH assumes no liability for unauthorized changes made to the monitor or protective screen.

4.1 Site

Before mounting the protective screen to the monitor check if the following conditions are fulfilled.

Change of environment

If the unit is brought into a warm environment from a cold one, condensation may form in the unit. The unit should not be switched on until all the condensed water has evaporated, including that inside the unit. This may take several hours, depending on the conditions.

Check if the additional weight is allowed

The protective screen has a weight of 13.5 kg +/-1 kg (FPP5800) or 12.5 kg +/-1 kg (FPP5500). Ensure that the holder of the monitor is designed for this additional weight. Especially ceiling suspensions have to be adjusted to the additional weight.

4.2 Mounting

The installation procedure described in this chapter is valid for following product combinations:

- FPP5800 mounted on a Radiforce LS580W, RadiForce LS560W, Raptor RP5824, or DSC 5608-DC monitor.
- FPP5500 mounted on a DSC 5515-DC monitor.



WARNING

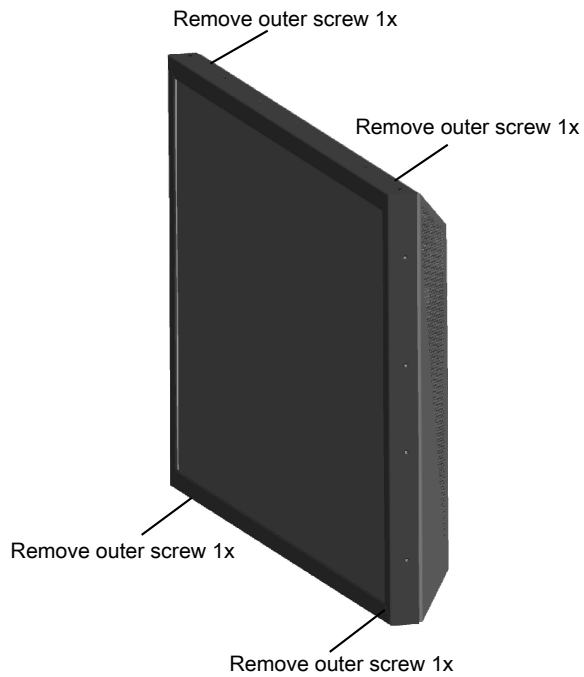
- Only service personnel should install or remove the protective screen.
- Disconnect the power plug of the monitor before installing or removing the protective screen.
- Two persons are recommended for mounting the protective screen on the monitor.
- Wear appropriate protection to prevent injuries should the protective screen fall or tip over.
- Take care that the monitor panel is not touched during the installation.
- If the monitor is mounted on a ceiling suspension, fix the ceiling suspension in such a way that the monitor cannot be moved during installation.
- If the monitor is mounted on a ceiling suspension, the additional weight of the protective screen has to be taken into account. The ceiling suspension must be applicable for the higher weight. FPP5800 has a weight of 13.5 kg +/-1 kg, FPP5500 of 12.5 kg +/-1 kg.
- If a lifting tool is used, it must be designed for the overall weight of monitor plus protective screen.

Preparations

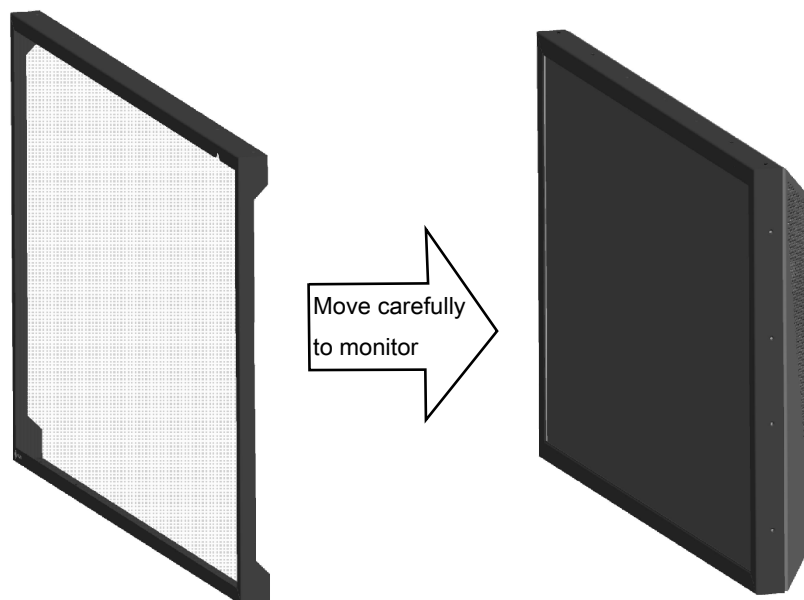
Before mounting the protective screen to the monitor, clean the surfaces of the monitor panel and the protective screen in order to avoid dirt. Only use approved cleaning agents. See also [Cleaning](#) [▶ 12].

Procedure

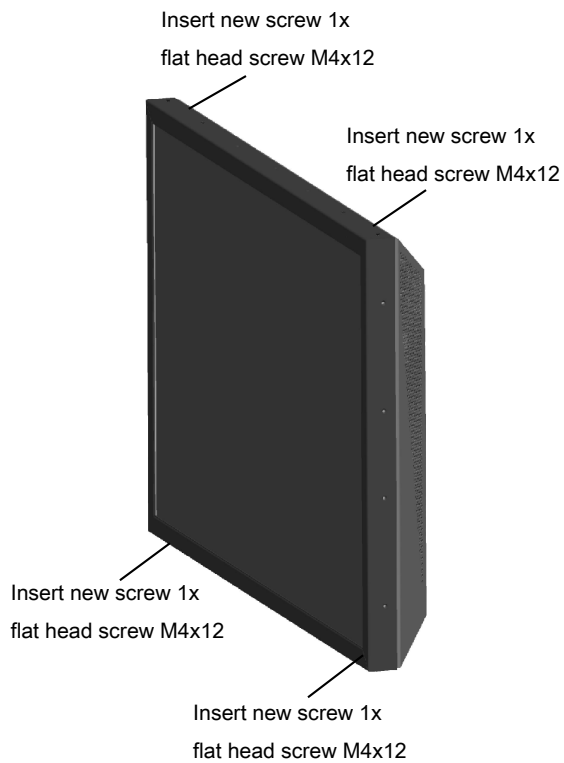
1. Unscrew the marked screws from the monitor. The other screws must remain in the original housing of the monitor.



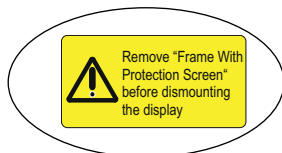
2. Apply the protective screen to the monitor.
Notice: Secure the protective screen against dropping or tilting until the screws are applied.



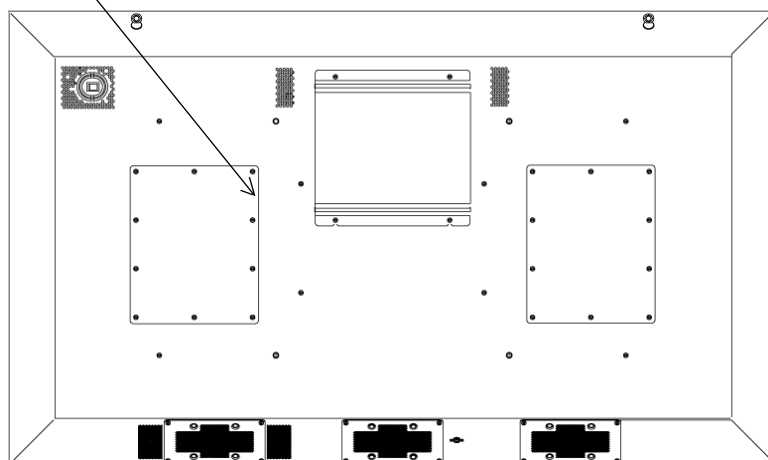
3. Insert the screws which are delivered with the protective screen and fasten the screws.
Notice: The maximum torque for fastening the screws is 1.6 Nm.



4. If the monitor is mounted in a ceiling suspension the warning label which is delivered with the protective screen has to be placed close to the VESA 400 mount.



Stick label here:



5 Cleaning and maintenance

5.1 Cleaning

| |
|--|
| NOTICE |
| Device maintenance, cleaning and disinfecting |
| Liquid must not penetrate the device. Remove dust from the device using a dry cloth. |

List of approved cleaning and disinfection agents

| Cleaning / Disinfection agent | Max. dwell time |
|--|--|
| Terralin protect; 2 % (by volume) | 15 min |
| Meliseptol rapid; direct applicated | 60 min |
| Microbac ® Tissues; direct applicated | 30 min |
| Incidin PLUS; 8 Vol. % | 15 min |
| Melsitt, 10 Vol. % | 120 min |
| Incidur-Spray, undelated | 120 min |
| Perform, 3 .% (bz weight) | 120 min |
| Lysoformin, 2 % (by volume) | 120 min |
| Spray Activ, undelated | 120 min |
| Terralin, 0.5 Vol. % | 120 min |
| Ethylalcohol, 96% | 180 min |
| Standard household washing-up liquid: Tempo | 120 min |
| Distilled water | 120 min |
| Spray disinfection with Nocospray / Nocolyse | 15 min spray duration 60 min residence time |

6 Technical specifications

6.1 Optical characteristics

| | |
|-----------------------|-------------------------------------|
| Glass | Laminated glass |
| Spectral transmission | > 97% |
| Residual reflection | < 1% (at 575 nm wavelength) |
| Surface imperfection | DIN 10110-7 5/1x0,63 (100 x 100 mm) |

6.2 Durability

| | |
|----------------------------------|---|
| Abrasion resistance (glass only) | According DIN 58 196-5: 50 strokes |
| Adhesion test (glass only) | According DIN 58 196-6-K2 and MIL-C-48497 |
| Salt spray (glass only) | According DIN EN ISO 9227 CASS: 24h |

6.3 Mechanical design

| | |
|------------------------|--|
| Housing components | Coated metal parts |
| Degree of protection | IP20 in accordance with DIN 40050 |
| Weight | 13.5 kg +/-1 kg (FPP5800) 12.5 kg +/-1 kg (FPP5500) |
| Dimensions (W x H x D) | 1325 x 783 x 53 mm ³ (FPP5800) 1272 x 742 x 53 mm ³ (FPP5500) |

6.4 Climatic conditions

Operation

| | |
|----------------------|------------------------------------|
| Temperature range | 5 °C ... 40 °C ambient temperature |
| Temperature gradient | 5°C/h max., no condensation |
| Air pressure | 700 ... 1060 hPa |

Transport and storage (packed)

| | |
|----------------------|-------------------------------------|
| Temperature range | -20°C ... +70°C ambient temperature |
| Temperature gradient | 5°C/h max., no condensation |
| Air pressure | 500 ... 1060 hPa |

6.5 Mechanical requirements

Operation

| | |
|------------|--|
| Vibrations | EN 60068-2-6 EN 60721-3-3 |
| Shock | EN 60068-2-27 (single impact) EN 60721-3-3 Class 3M2 (single impact) EN 60068-2-29 (permanent impact) EN 60721-3-3 Class 3M2 (permanent impact) |

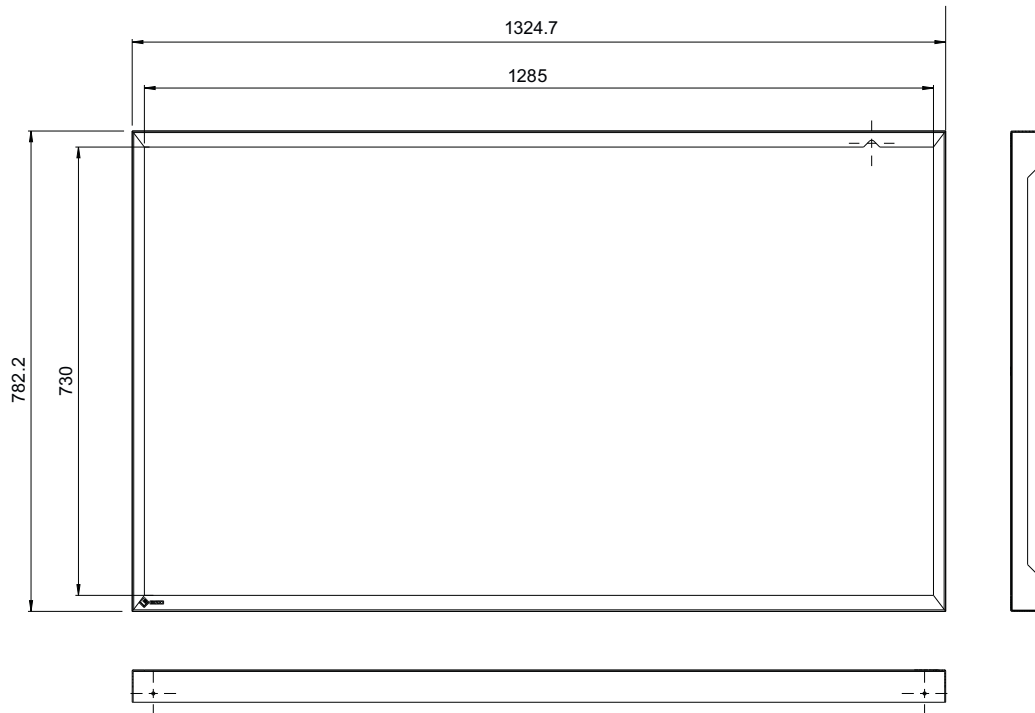
Packed unit

| | |
|------------|---|
| Vibrations | EN 60068-2-6 EN 60721-3-2 Class 2M2 |
| Shock | EN 60068-2-27 (single impact) 100 m/s ² , 16 ms (in storage packaging) EN 60068-2-29 (continuous shocks) |


7 Dimension drawings

All dimensions in mm

7.1 Dimensions FPP5800



7.2 Dimensions FPP5500



8 Appendix

8.1 Warranty

For warranty details, please contact the sales partner from whom you purchased the product. These warranty conditions are neither extended nor limited by the contents of this installation manual.

8.2 Repairs

Please contact the sales partner from whom you purchased the product.

8.3 Environmental protection

Comply with all local requirements and laws pertaining to the disposal of devices.

8.4 China RoHS (Restriction of Hazardous Substances)

LCD Monitor protective screen 液晶显示器保护屏

型号 Model: 6GF6200-8A\$0#-#\$\$# (\$=A..Z ; #=0..1; ##=00..99)

根据SJ/T11364-2006《电子信息产品污染控制标识要求》特提供如下有关污染控制方面的信息。

The following product pollution control information is provided according to SJ/T11364-2006 Marking for Control of Pollution caused by Electronic Information Products.

电子信息产品污染控制标志说明 Explanation of Pollution Control Label



该标志表明本产品不含有超过中国标准SJ/T11363-2006《电子信息产品中有毒有害物质的限量要求》中限量的有毒有害物质。该标志还表示本产品废弃后可以回收利用，不应随意丢弃。

This symbol indicates the product does not contain any toxic or hazardous materials in excess of the limits established by the Chinese standard SJ/T11363-2006 Requirements for Concentration Limits for Certain Hazardous Substances in Electronic Information Products. The symbol also signifies that the product can be recycled after being discarded, and should not be casually discarded.

有毒有害物质或元素的名称及含量 Name and Concentration of Hazardous Substances

| 部件名称 Component Name | 有毒有害物质或元素 Hazardous substances' name | | | | | |
|---------------------------|--------------------------------------|--------|--------|--------------|------------|--------------|
| | 铅 (Pb) | 汞 (Hg) | 镉 (Cd) | 六价铬 (Cr(VI)) | 多溴联苯 (PBB) | 多溴二苯醚 (PBDE) |
| 机架、底盘 Housing, Chassis | O | O | O | O | O | O |

O: 表示该有毒有害物质在该部件所有均质材料中的含量均在SJ/T11363-2006 标准规定的限量要求以下
X: 表示该有毒有害物质至少在该部件的某一均质材料中的含量超出SJ/T11363-2006 标准规定的限量要求

- 此表所列数据为发布时所能获得的最佳信息。
- 由于缺少经济上或技术上合理可行的替代物质或方案，此医疗设备运用以上一些有毒有害物质来实现设备的预期临床功能，或给人员或环境提供更好的保护效果。

O: Indicates that this toxic or hazardous substance contained in all of the homogeneous materials for this part is below the limit requirement in SJ/T11363-2006.
X: Indicates that this toxic or hazardous substance contained in at least one of the homogeneous materials used for this part is above the limit requirement in SJ/T11363-2006

- Data listed in the table represents best information available at the time of publication.
- Applications of hazardous substances in this medical device are required to achieve its intended clinical uses, and/or to provide better protection to human beings and/or to environment, due to lack of reasonably (economically or technically) available substitutes.

产品中有毒有害物质或元素的名称及含量 Table of hazardous substances' name and concentration.

8.5 Contact

Support during installation and for technical questions

Medical Solutions <http://www.eizoglobal.com>

8.6 Trademarks

EIZO Logo is a registered trademark of EIZO Corporation in Japan and other countries.

EIZO is a registered trademark of EIZO Corporation in Japan and other countries.

RadiForce is a registered trademark of EIZO Corporation in Japan and other countries.

RadiCS is a registered trademark of EIZO Corporation in Japan and other countries.

RadiNET is a registered trademark of EIZO Corporation in Japan and other countries.

ScreenManager is a registered trademark of EIZO Corporation in Japan and other countries.

Windows is a registered trademark of Microsoft Corporation in the United States and other countries.

Apple is a registered trademark of Apple Inc.

Macintosh is a registered trademark of Apple Inc.

Mac is a registered trademark of Apple Inc.

VESA is a registered trademark of Video Electronics Standards Association in the United States and other countries.

All other trademarks are the properties of their respective owners.

Index

A

| | |
|---------------------|----|
| Ambient temperature | 14 |
|---------------------|----|

C

| | |
|---------|----|
| Contact | 18 |
|---------|----|

D

| | |
|----------|----|
| Disposal | 16 |
|----------|----|

M

| | |
|----------|---|
| Mounting | 9 |
|----------|---|

O

| | |
|-----------|---|
| Order No. | 6 |
|-----------|---|

P

| | |
|-------------------------------|---|
| Product-specific safety notes | 5 |
|-------------------------------|---|

S

| | |
|-------------------|---|
| Scope of delivery | 6 |
|-------------------|---|

| | |
|-------------------|---|
| Service personnel | 4 |
|-------------------|---|

U

| | |
|------|---|
| User | 4 |
|------|---|

W

| | |
|----------|----|
| Warranty | 16 |
|----------|----|

| | |
|--------|----|
| Weight | 13 |
|--------|----|



EIZO GmbH
Siemensallee 84
76187 Karlsruhe
Germany

Copyright © 2015 EIZO GmbH. All rights reserved.

Installation Manual, 08/2015
FPP5800 / FPP5500
A5E10002279A-008